

# Crown Tours Limited

LINK INTIME  
INDIA PVT.LTD

DISTRIBUTION OF SHAREHOLDING AS PER CLAUSE 35 OF THE LISTING AGREEMENT FOR THE QUARTER 30/09/2014

SCRIP CODE: CLASS OF SECURITY: EQUITY  
AS ON: NSDL DATE: 30/09/2014 CDSL DATE: 30/09/2014

-----  
 CATEGORY CODE    CATEGORY OF SHAREHOLDER    NUMBER OF SHARE HOLDERS    TOTAL NUMBER OF SHARES OF SHARES    TOTAL NUMBER OF TOTAL SHAREHOLDING AS SHARES HELD IN A PERCENTAGE OF TOTAL NUMBER OF SHARES    NUMBER OF SHARES    AS A PERCENTAGE OF (A+B) (VI)    AS A PERCENTAGE OF (A+B+C) (VII)    SHARES PLEDGED OR OTHERWISE ENCUMBERED AS A PERCENTAGE    (VIII)    (IX) = (VIII)/(IV)\*100  
 (I)    (II)    (III)    (IV)    (V)    (VI)    (VII)    (VIII)    (IX)  
 (A) PROMOTER AND PROMOTER GROUP  
 -----

(1) INDIAN

INDIVIDUALS / HINDU UNDIVIDED FAMILY	8	2203400	2200700	71.0774	71.0774	0	0.0000
CENTRAL GOVERNMENT / STATE GOVERNMENT(S)	-					0	
BODIES CORPORATE	-					0	
FINANCIAL INSTITUTIONS / BANKS	-					0	
ANY OTHER (SPECIFY)	-					0	
<b>SUB TOTAL (A)(1):</b>	<b>8</b>	<b>2203400</b>	<b>2200700</b>	<b>71.0774</b>	<b>71.0774</b>	<b>0</b>	<b>0.0000</b>

(2) FOREIGN

INDIVIDUALS (NON-RESIDENT INDIVIDUALS / FOREIGN INDIVIDUALS)	-					0	
BODIES CORPORATE	-					0	
INSTITUTIONS	-					0	
QUALIFIED FORE. INVESTOR-IND	-					0	
QUALIFIED FORE. INVESTOR-CORPORATE	-					0	
ANY OTHER (SPECIFY)	-					0	
<b>SUB TOTAL (A)(2):</b>	<b>0</b>					<b>0</b>	



# Crown Tours Limited

LINK INTIME  
INDIA PVT LTD

30/09/2014

FOR THE QUARTER

CLASS OF SECURITY: EQUITY

SCRIP CODE:

AS ON: NSDL DATE: 30/09/2014

CDSL DATE: 30/09/2014

CATEGORY CODE	CATEGORY OF SHAREHOLDER	NUMBER OF SHARE HOLDERS	(I)	(II)	(III)	(IV)	(V)	TOTAL NUMBER OF SHARES HELD IN A DEMATERIALIZED FORM		TOTAL SHAREHOLDING AS A PERCENTAGE OF TOTAL NUMBER OF SHARES		(VIII)	SHARES PLEDGED OR OTHERWISE ENCUMBERED NUMBER OF AS A PERCENTAGE
								AS A PERCENTAGE OF (A+B) (VI)	AS A PERCENTAGE OF (A+B+C) (VII)	(IX) = (VIII)/(IV)*100			
(A)	(1) + (A)	8	2203400	2200700	71.0774	71.0774	71.0774	0	0	0	0	0	
(2)	(A)												

Total Shareholding of Promoter and Promoter Group

(B) PUBLIC SHAREHOLDING

(1) INSTITUTIONS	(2) NON-INSTITUTIONS	(3) SUB-TOTAL	(4) AS A PERCENTAGE OF (A+B) (VI)	(5) AS A PERCENTAGE OF (A+B+C) (VII)	(6) AS A PERCENTAGE OF (A+B+C) (VII)	(7) AS A PERCENTAGE OF (A+B+C) (VII)	(8) AS A PERCENTAGE OF (A+B+C) (VII)	(9) AS A PERCENTAGE OF (A+B+C) (VII)	(10) AS A PERCENTAGE OF (A+B+C) (VII)
MUTUAL FUNDS / UTI		0							
FINANCIAL INSTITUTIONS / BANKS		0							
CENTRAL GOVERNMENT / STATE GOVERNMENT(S)		0							
VENTURE CAPITAL FUNDS		0							
INSURANCE COMPANIES		0							
FOREIGN INSTITUTIONAL INVESTORS		0							
FOREIGN VENTURE CAPITAL INVESTORS		0							
QUALIFIED FORE. INVESTOR-IND		0							
QUALIFIED FORE. INVESTOR-CORPORATE		0							
SUB TOTAL (B)(1):	0	0							
(2) NON-INSTITUTIONS		5	582	582	0.0188	0.0188	0.0188	0.0188	0.0000
BODIES CORPORATE		5	582	582	0.0188	0.0188	0.0188	0.0188	0.0000



# Crown Tours Limited

LINK INTIME  
INDIA PVT LTD

30/09/2014

DISTRIBUTION OF SHAREHOLDING AS PER CLAUSE 35 OF THE LISTING AGREEMENT FOR THE QUARTER

CLASS OF SECURITY: EQUITY

AS ON: NSDL DATE: 30/09/2014 CDSL DATE: 30/09/2014

CATEGORY CODE	CATEGORY OF SHAREHOLDER	NUMBER OF SHARE HOLDERS	(I)	(II)	(III)	(IV)	(V)	AS A		(VIII)	(IX) = (VII)/(IV)*100
								PERCENTAGE OF (A+B)	PERCENTAGE OF (A+B+C)		
		TOTAL NUMBER OF SHARES	TOTAL NUMBER OF SHARES HELD IN DEMATERIALIZED FORM	PERCENTAGE OF TOTAL SHAREHOLDING AS A PERCENTAGE OF TOTAL NUMBER OF SHARES	PERCENTAGE OF TOTAL SHAREHOLDING AS A PERCENTAGE OF TOTAL NUMBER OF SHARES	SHARES PLEDGED OR OTHERWISE ENCUMBERED	SHARES PLEDGED OR OTHERWISE ENCUMBERED	AS A	AS A	SHARES PLEDGED OR OTHERWISE ENCUMBERED	PERCENTAGE
<b>INDIVIDUALS</b>											
	INDIVIDUAL SHAREHOLDERS HOLDING NOMINAL SHARE CAPITAL UPTO RS. 1 LAKH.	558	97680	11380	3.1510	3.1510	0.0000				
	INDIVIDUAL SHAREHOLDERS HOLDING NOMINAL SHARE CAPITAL IN EXCESS OF RS. 1 LAKH	11	798313	517013	25.7520	25.7520	0.0000				
	QUALIFIED FORE. INVESTOR-CORPORA										
	QUALIFIED FORE. INVESTOR-IND										
	ANY OTHERS										
	CLEARING MEMBER	1	25	25	0.0008	0.0008	0.0000				
	MARKET MAKER										
	OFFICE BEARERS										
	FOREIGN NATIONALS										
	NON RESIDENT INDIANS (REPAT)										
	NON RESIDENT INDIANS (NON REPAT)										
	TRUSTS										
	SUB TOTAL (B) (2):	575	896600	529000	28.9226	28.9226	0.0000			0	0.0000
	Total Public Shareholding	575	896600	529000	28.9226	28.9226	0.0000			0	0.0000
	(B) = (B) (1) + (B) (2)										
	TOTAL (A) + (B)	583	3100000	2729700	100.0000	100.0000	0.0000			0	0.0000



# Crown Tours Limited

LINK INTIME  
INDIA PVT LTD

30/09/2014

DISTRIBUTION OF SHAREHOLDING AS PER CLAUSE 35 OF THE LISTING AGREEMENT FOR THE QUARTER

CLASS OF SECURITY: EQUITY

AS ON: NSDL DATE: 30/09/2014 CDSL DATE: 30/09/2014

CATEGORY CODE	CATEGORY OF SHAREHOLDER	NUMBER OF SHARE HOLDERS	TOTAL NUMBER OF SHARES OF SHARES	TOTAL NUMBER OF SHARES HELD IN A DEMATERIALIZED FORM	TOTAL SHAREHOLDING AS A PERCENTAGE OF TOTAL NUMBER OF SHARES	AS A PERCENTAGE OF (A+B+C)		SHARES PLEDGED OR OTHERWISE ENCUMBERED
						AS A PERCENTAGE OF (A+B) (VI)	AS A PERCENTAGE OF (A+B+C) (VII)	
(I)	(II)	(III)	(IV)	(V)	(VI)	(VII)	(VIII)	(IX) = (VIII)/(IV)*100

(C) SHARES HELD BY CUSTODIANS AND AGAINST WHICH DEPOSITORY RECEIPTS HAVE BEEN ISSUED

(1) Promoter and Promoter Group	0	0	0.0000	0	0.0000	0	0	0
(2) Public								
SUB TOTAL								


GRAND TOTAL (A)+(B)+(C) : 583 3100000 2729700 100.0000 100.0000 0 0.00

NOTE :  
1 (b) .NAME, NUMBER OF SHARES HELD & PERCENTAGE OF ENTITIES/ PERSONS HOLDING MORE THAN 1% OF THE TOTAL SHARES OF THE COMPANY IS AS PER ANNEXURE




(I)(b) Statement Showing holding of securities (including shares,warrants,convertible securities) of persons belonging to the category "Promoter and Promoter Group"

Sr. No.	Name of the Shareholder (II)	Details of Shares held		Encumbered shares			Details of Warrants		Details of convertible securities		Total shares (including under -lying shares assuming full conversion of warrants and convertible securities) as a % of diluted share capital (XII)
		No. of Shares held (III)	As a % of grand total (A)+(B)+(C) (IV)	No.	As a percentage (VI)=(V)/(III)*100 (VII)	As a % of grand total (A)+(B)+(C) of sub clause (I)(a) (VIII)	Number of warrants held (IX)	As a % total number of warrants of the same class (X)	Number of convertible securities held (XI)	As a % total number of convertible securities of the same class (XII)	
1	BHARAT RAJ BHANDARI AENPB9533L	674100	21.75	0	0.00	0.00					
2	KAMLESH BHANDARI ACSPB7148Q	469200	15.14	0	0.00	0.00					
3	SHAILA BHANDARI AARPB6448A	459100	14.81	0	0.00	0.00					



(I)(b) Statement Showing holding of securities (including shares, warrants, convertible securities) of persons belonging to the category "Promoter and Promoter Group"

Sr. No.	Name of the Shareholder (II)	Details of Shares held		Encumbered shares			Details of Warrants		Details of convertible securities		Total shares (including under-lying shares assuming full conversion of warrants and convertible securities) as a % of diluted share capital (XII)
		No. of Shares held (III)	As a % of grand total (A)+(B)+(C) (IV)	No.	As a percentage (VI)=(V)/(III)*100 (VII)	As a % of grand total (A)+(B)+(C) of sub clause (I)(a) (VIII)	Number of warrants held (IX)	As a % total number of warrants of the same class (X)	Number of convertible securities held (XI)	As a % total number of convertible securities of the same class (XII)	
4	VIPUL BHANDARI AIQP83674D	300000	9.68	0	0.00	0.00					
5	SUMAN BHANDARI AARPB6447R	298300	9.62	0	0.00	0.00					
6	A S MADHAVAN	2500	0.08	0	0.00	0.00					




(I)(b) Statement Showing holding of securities (including shares, warrants, convertible securities) of persons belonging to the category "Promoter and Promoter Group"

Sr. No.	Name of the Shareholder (II)	Details of Shares held		Encumbered shares			Details of Warrants		Details of convertible securities		Total shares (including under -lying shares assuming full conversion of warrants and convertible securities) as a % of diluted share capital
		No. of Shares held (III)	As a % of grand total (A)+(B)+(C) (IV)	No.	As a percentage $(VI) = (V) / (III) * 100$ (VII)	As a % of grand total (A)+(B)+(C) of sub clause (I)(a) (VIII)	Number of warrants held (IX)	As a % total number of warrants of the same class (X)	Number of convertible securities held (XI)	As a % total number of convertible securities of the same class (XII)	
7	KAILASH CHAND KABRA KARTA OF AAIHK9203K	100	0.00	0	0.00	0.00					
8	RAJENDRA KUMAR KABRA KARTA OF AAOHR1370N	100	0.00	0	0.00	0.00					
TOTAL:		2203400	71.08	0	0.00	0.00					



(1)(C)(i) Statement Showing holding of securities (including shares, warrants, convertible securities) of persons belonging to the category "Public" and holding more than 1% of the total number of shares

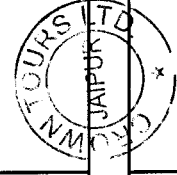
Sr. No.	Name of the shareholder	Number of shares held	Shares as a percentage of total number of shares (i.e. Grand Total(A)+(B)+(C) indicated in Statement at para (1)(a) above)	Details of warrants		Details of convertible securities		Total shares (including under -lying shares assuming full conversion of warrants and convertible securities) as a % of diluted share capital
				Number of warrants held	As a % total number of warrants of the same class	Number of convertible securities held	% w.r.t total number of convertible securities of the same class	
1	PRATIBHA MOHNOT	114613	3.70					
2	KUSUM SOMANI	111600	3.60					
3	RAJ KUMARI SOMANI	100900	3.25					





(1)(C)(i) Statement Showing holding of securities (including shares,warrants,convertible securities) of persons belonging to the category "Public" and holding more than 1% of the total number of shares

Sr. No.	Name of the shareholder	Number of shares held	Shares as a percentage of total number of shares (i.e Grand Total(A)+(B)+(C) indicated in Statement at para (1)(a)above)	Details of warrants		Details of convertible securities		Total shares (including under -lying shares assuming full conversion of warrants and convertible securities) as a % of diluted share capital
				Number of warrants held	As a % total number of warrants of the same class	Number of convertible securities held	% w.r.t total number of convertible securities of the same class	
4	SUNIL KUMAR JAIN	75800	2.45					
5	SAROJ CHANDAK ACDPC6122C	60120	1.94					
6	MAHAVIR PRASAD JAIN	32300	1.04					
TOTAL:		495333	15.98					



(I)(c)(II) Statement showing holding of securities (including shares, warrants, convertible securities) of persons (together with PAC) belonging to the category "Public" and holding more than 5% of the total number of shares of the company.


Sr. No.	Name(s) of the shareholder(s) and the Persons Acting in concert(PAC)with them	Number of shares	Shares as a percentage of total number of shares (i.e, Grand Total (A)+(B)+(C) indicated in statement at para (I)(a)above)	Details of warrants		Details of Convertible Securities		Total shares (including under -lying shares assuming full conversion of warrants and convertible securities) as a % of diluted share capital
				Number of warrants	As a % total number of warrants of the same class	Number of convertible securities held	% w.r.t total number of convertible securities of the same Class	
1								

TOTAL:								



# Crown Tours Limited

LINK INTIME  
INDIA PVT LTD.



## Promotor's Annexure List

Sr.No	Name	No of Share	Folio No	Address1	Address2	Address3	Pincode
1	BHARAT RAJ BHANDARI	674100	1201770100831087	10 PARIVAHAN MARG	C-SCHEME		302001
2	KAMLESH BHANDARI	469200	IN30018312366518	10 CHOMU HOUSE	PARIVAHAN MARG	WARD NO 6 C SCHEME	302001
3	SHAILA BHANDARI	459100	1201770100831239	W/O BHARAT RAJ BHANDARI	10 PARIVAHAN MARG C-SCHEME		302001
4	VIPUL BHANDARI	300000	1201770100831262	10 PARIVAHAN MARG	C-SCHEME		302001
5	SUMAN BHANDARI	298300	1201770100831243	W/O KAMLESH BHANDARI	10 PARIVAHAN MARG C-SCHEME		302001
6	A S MADHAVAN	2500	0000048	C/O PETTITTS INDIA TOURS PVT LTD	303-306 KANISHKA COMPLEX S L S C	PLOT NO 2 MAYUR VIHAR	110008
7	KAILASH CHAND KABRA KARTA OF	100	0002854	14 GURUNANAK PURA	RAJA PARK		0
8	RAJENDRA KUMAR KABRA KARTA OF	100	0003000	14 GURUNANAK PURA	ADARSH NAGAR		0
Total :		2203400					



NSDL DATA: 30/09/2014

CDSL DATA: 30/09/2014

# Crown Tours Limited

LINK INTIME  
INDIA PVT LTD.

LISTING OF SHAREHOLDERS (Category) : CLEARING MEMBER

Report Type : ALL

SR NO	FOLIO NO	NAME	SHARES	PERCENTAGE
1	1202650000000017	DIMENSIONAL SECURITIES P. LTD.	25	0.0008
			25	0.0008



# Crown Tours Limited

LINK INTIME

INDIA PVT. LTD.

LISTING OF SHAREHOLDERS (Category) : OTHER BODIES CORPORATE

Report Type : ALL

SR NO	FOLIO NO	NAME	SHARES	PERCENTAGE
1	1205600000000851	KAYNET CAPITAL LIMITED	276	0.0089
2	IN30305210793254	MONARCH RESEARCH & BROKERAGE PVT LTD	190	0.0061
3	1201370000022619	MEHTA EQUITIES LTD.	98	0.0032
4	IN30011811039923	ALANKIT ASSIGNMENTS LTD.	16	0.0005
5	1202920000074842	JSEL SECURITIES LTD.(078)	2	0.0001
			582	0.0188



# Crown Tours Limited

LINK INTIME  
INDIA PVT LTD

LISTING OF SHAREHOLDERS (Category) : HINDU UNDIVIDED FAMILY

Report Type : ALL

SR NO	FOLIO NO	NAME	SHARES	PERCENTAGE
1	0002854	KAILASH CHAND KABRA KARTA OF KAILASH CHAND KABRA HUF	100	0.0032
2	0003000	RAJENDRA KUMAR KABRA KARTA OF RAJENDRA KUMAR KABRA HUF	100	0.0032
			200	0.0065



## Crown Tours Limited

LINK INTIME  
INDIA PVT LTD

LISTING OF SHAREHOLDERS (Category) : PUBLIC

Report Type : ALL

TOP SHAREHOLDERS : 50

SR NO	FOLIO NO	NAME	SHARES	PERCENTAGE
1	0002606	HEMANT BHANDARI	130000	4.1935
2	0002568	SAROJ MOHNOT	119000	3.8387
3	1201770100831199	PRATIBHA MOHNOT	114613	3.6972
4	1203140000104417	KUSUM SOMANI	111600	3.6000
5	1201770100839905	RAJ KUMARI SOMANI	100900	3.2548
6	IN30290240168295	SUNIL KUMAR JAIN	75800	2.4452
7	1201770100840178	SAROJ CHANDAK	58700	1.8935
8	1201770100829601	MAHAVIR PRASAD JAIN	32300	1.0419
9	1201770100838690	MOTI SINGH	23100	0.7452
10	0000440	SAMTA LODHA	21100	0.6806
11	0002242	NEERAJ BHANDARI	11200	0.3613
12	0002400	MAHESH GUPTA	10000	0.3226
13	0002247	VINOD GOLECHA	6100	0.1968
14	0002611	DEEPAK MOHNOT	6000	0.1935
15	0002205	KRISHAN KUMAR KABRA	3500	0.1129
16	0002405	ASHOK CHORDIA	2500	0.0806
17	IN30302852085645	HARJEET SINGH SODHI	2500	0.0806
18	0002618	SAROJ CHANDAK	1400	0.0452
19	0002617	SAROJ CHANDAK	1000	0.0323
20	1201770100284252	PRABHA BAID	900	0.0290
21	1202920000040686	KEDAR NATH AGRAWAL	800	0.0258
22	IN30177415373222	KISHAN CHAND	800	0.0258
23	IN30098210613099	DEEPAK MAGANBHAI MAKWANA	649	0.0209
24	0002404	RAJESH BHANSALI	500	0.0161
25	0000328	ALKA JAIN	400	0.0129
26	0002451	AMIT BAJAJ	400	0.0129
27	0000814	ANILA P SANGHAVI	400	0.0129
28	0000561	ASHOK KUMAR GUPTA	400	0.0129
29	0000562	BRIJ MOHAN BAHETI	400	0.0129
30	0000452	DHARAM VIR SINGH	400	0.0129
31	0000815	DILIP B SANGHAVI	400	0.0129
32	0000298	KALA PRASAD SHARMA	400	0.0129
33	0000467	KANWAR SHARMA A K GAUR	400	0.0129
34	0000309	MANAK CHAND JAIN	400	0.0129
35	0000310	POONAM CHAND SUJANTI	400	0.0129
36	0000714	PRANITA BHANDARI	400	0.0129
37	0002560	RADHA GUPTA	400	0.0129
38	0000820	RAJENDRA KUMAR KHICHA	400	0.0129
39	0000441	RAJESH LODHA	400	0.0129
40	0000645	RAM GOPAL SHARMA	400	0.0129
41	0000516	RAM NARAYAN SHARMA	400	0.0129
42	0000308	RAMESH KUMAR JAIN	400	0.0129
43	0000563	RIPU DHAMAN SINGH	400	0.0129
44	0000817	SADHANA GOLECHA	400	0.0129
45	0000375	SADHNA JAIN	400	0.0129
46	0000330	SANJEEV MALHOTRA	400	0.0129
47	0000515	SATYA NARAYAN KABRA	400	0.0129
48	0000453	SHARAD AGARWAL	400	0.0129
49	0000442	SHEETAL GOLECHA	400	0.0129
50	0000449	VANDANA SARDA	400	0.0129
			845362	27.2697



# Crown Tours Limited

LINK INTIME  
INDIA PVT LTD

LISTING OF SHAREHOLDERS (Category) : PROMOTERS

Report Type : ALL

SR NO	FOLIO NO	NAME	SHARES	PERCENTAGE
1	1201770100831087	BHARAT RAJ BHANDARI	674100	21.7452
2	IN30018312366518	KAMLESH BHANDARI	469200	15.1355
3	1201770100831239	SHAILA BHANDARI	459100	14.8097
4	1201770100831262	VIPUL BHANDARI	300000	9.6774
5	1201770100831243	SUMAN BHANDARI	298300	9.6226
6	0000048	A S MADHAVAN	2500	0.0806
			2203200	71.0710





LIST OF SHAREHOLDERS CATEGORYWISE (SUMMARY)

CATEGORY	---DEMATED---		---PHYSICAL---		---TOT---		PERCENT
	SHARES	HOLDERS	SHARES	HOLDERS	SHARES	VALUES	
CLEARING MEMBER	25	1	0	0	25	250.00	0.0008
OTHER BODIES	582	5	0	0	582	5820.00	0.0188
CORPORATE	0	0	200	2	200	2000.00	0.0065
HINDU UNDIVIDED							
FAMILY	528393	44	367600	525	895993	8959930.00	28.9030
PUBLIC	2200700	5	2500	1	2203200	22032000.00	71.0710
PROMOTERS							
TOTAL :	2729700	55	370300	528	3100000	31000000.00	100.0000




## DISTRIBUTION OF SHAREHOLDING (SHARES)

SHAREHOLDING OF SHARES	NUMBER OF SHAREHOLDERS	PERCENTAGE OF TOTAL	SHARES	PERCENTAGE OF TOTAL
1 --	500	554	62338	2.0109
501 --	1000	5	4149	0.1338
1001 --	2000	1	1400	0.0452
2001 --	3000	3	7500	0.2419
3001 --	4000	1	3500	0.1129
5001 --	10000	3	22100	0.7129
10001 --	*****	16	2999013	96.7424
Total:		583	3100000	100.0000



# Crown Tours Limited

LINK INTIME



## II (a) STATEMENT SHOWING DETAILS OF DEPOSITORY RECEIPTS(DRS)

SR NO	TYPE OF OUTSTANDING DR(ADRS, GDRS , SDR, etc.)	NUMBER OF OUTSTANDING DRS	NUMBER OF SHARES UNDERLYING OUTSTANDING DRS	SHARES UNDERLYING OUTSTANDING DRS AS A PERCENTAGE OF TOTAL NUMBER OF SHARES i.e., GRAND TOTAL (A)+(B)+(C) INDICATED IN STATEMENT AT PARA (I)(a) ABOVE }
-------	---	------------------------------	---	--

TOTAL :



<b>(a) Statement Shareholding Pattern</b>			
<b>Name of the Company :</b> Crown Tours Limited			
<b>Script Code:</b>		<b>Class of Security:</b> EQUITY	
<b>AS ON</b> NSDL DATA: 30/09/2014		CDSL DATA: 30/09/2014	
<b>Partly Paid-up shares</b>	<b>No. of Partly Paid-up shares</b>	<b>As a % of total no. of Partly paid-up shares</b>	<b>As a % of total no. of shares of the Company</b>
Held by promoter/ Promoter group	0.0000	0.0000	0.0000
Held by public	0.0000	0.0000	0.0000
<b>Total</b>	0.0000	0.0000	0.0000
<b>Outstanding convertible securities</b>	<b>No. of Outstanding securities</b>	<b>As a % of total No. of Outstanding convertible securities</b>	<b>As a % of total No. of shares of the company, assuming full conversion of the convertible securities</b>
Held by promoter/ Promoter group			
Held by public			
<b>Total</b>			
<b>Warrants</b>	<b>No. of Warrants</b>	<b>As a % of total no. of warrants</b>	<b>As a % of total No. of shares of the company, assuming full conversion of the convertible warrants</b>
Held by promoter/ Promoter group			
Held by public			
<b>Total</b>			
<b>Total paid-up capital of the company, assuming full conversion of warrants and convertible securities</b>	3,100,000		



# Crown Tours Limited



II (b) STATEMENT SHOWING HOLDING OF DEPOSITORY RECEIPTS (DRs), WHERE UNDERLYING SHARES ARE IN EXCESS OF 1% OF THE TOTAL NUMBER OF SHARES

SR. NO.	NAME OF THE DR HOLDER	TYPE OF OUTSTANDING DR (ADRS, GDRS, SDRs, etc.)	NUMBER OF SHARES UNDERLYING OUTSTANDING DRs	SHARES UNDERLYING OUTSTANDING DRs AS A PERCENTAGE OF TOTAL NUMBER OF SHARES (i.e., GRAND TOTAL (A)+(B)+(C) INDICATED IN STATEMENT AT PARA (I)(a) ABOVE}
---------	-----------------------	---	---	---

1

TOTAL :



## I (d) STATEMENT SHOWING DETAILS OF LOCKED - IN SHARES

SR. NO.	NAME OF SHAREHOLDER	CATEGORY OF SHAREHOLDER (PROMOTERS/PUBLIC)	NUMBER OF LOCKED-IN SHARES	LOCKED-IN SHARES AS A PERCENTAGE OF TOTAL NUMBER OF SHARES {i.e., GRAND TOTAL (A)+(B)+(C) INDICATED IN STATEMENT AT PARA (I)(a) ABOVE }
---------	---------------------	--	----------------------------	---

1

TOTAL :



Crown Tours Limited  
LIST OF TOP 100 SHAREHOLDERS

SRL	FolioNo	SHAREHOLDER' S NAME	SHARES	%
1	1201770100831087	BHARAT RAJ BHANDARI	674100	21.7452
2	IN30018312366518	KAMLESH BHANDARI	469200	15.1355
3	1201770100831239	SHAILA BHANDARI	459100	14.8097
4	1201770100831262	VIPUL BHANDARI	300000	9.6774
5	1201770100831243	SUMAN BHANDARI	298300	9.6226
6	0002606	HEMANT BHANDARI	130000	4.1935
7	0002568	SAROJ MOHNOT	119000	3.8387
8	1201770100831199	PRATIBHA MOHNOT	114613	3.6972
9	1203140000104417	KUSUM SOMANI	111600	3.6000
10	1201770100839905	RAJ KUMARI SOMANI	100900	3.2548
11	IN30290240168295	SUNIL KUMAR JAIN	75800	2.4452
12	1201770100840178	SAROJ CHANDAK	58700	1.8935
13	1201770100829601	MAHAVIR PRASAD JAIN	32300	1.0419
14	1201770100838690	MOTI SINGH	23100	0.7452
15	0000440	SAMTA LODHA	21100	0.6806
16	0002242	NEERAJ BHANDARI	11200	0.3613
17	0002400	MAHESH GUPTA	10000	0.3226
18	0002247	VINOD GOLECHA	6100	0.1968
19	0002611	DEEPAK MOHNOT	6000	0.1935
20	0002205	KRISHAN KUMAR KABRA	3500	0.1129
21	0002405	ASHOK CHORDIA	2500	0.0806
22	0000048	A S MADHAVAN	2500	0.0806
23	IN30302852085645	HARJEET SINGH SODHI	2500	0.0806
24	0002618	SAROJ CHANDAK	1400	0.0452
25	0002617	SAROJ CHANDAK	1000	0.0323
26	1201770100284252	PRABHA BAID	900	0.0290
27	1202920000040686	KEDAR NATH AGRAWAL	800	0.0258
28	IN30177415373222	KISHAN CHAND	800	0.0258
29	IN30098210613099	DEEPAK MAGANBHAI MAKWANA	649	0.0209
30	0002404	RAJESH BHANSALI	500	0.0161
31	0002451	AMIT BAJAJ	400	0.0129
32	0000714	PRANITA BHANDARI	400	0.0129
33	0000814	ANILA P SANGHAVI	400	0.0129
34	0000815	DILIP B SANGHAVI	400	0.0129
35	0001790	RAJESH SINGHAL	400	0.0129
36	0002008	GHANSHYAM S MODI	400	0.0129
37	0002009	SUMITRA P MODI	400	0.0129
38	0002010	SHYAMSUNDER S MODI	400	0.0129



Crown Tours Limited  
LIST OF TOP 100 SHAREHOLDERS

SRL	FolioNo	SHAREHOLDER' S NAME	SHARES	%
39	0002011	SUNIL S MODI	400	0.0129
40	0002012	MANJU S MODI	400	0.0129
41	0002013	SHILPA S MODI	400	0.0129
42	0002014	POONAM S MODI	400	0.0129
43	0002015	ANITA G MODI	400	0.0129
44	0002016	SANTOSH AGARWAL	400	0.0129
45	0002017	RADHE SHYAM AGARWAL	400	0.0129
46	0002099	ALOK CHOUDHARY	400	0.0129
47	0000298	KALA PRASAD SHARMA	400	0.0129
48	0000308	RAMESH KUMAR JAIN	400	0.0129
49	0000309	MANAK CHAND JAIN	400	0.0129
50	0000310	POONAM CHAND SUJANTI	400	0.0129
51	0000328	ALKA JAIN	400	0.0129
52	0000330	SANJEEV MALHOTRA	400	0.0129
53	0000375	SADHNA JAIN	400	0.0129
54	0000441	RAJESH LODHA	400	0.0129
55	0000442	SHEETAL GOLECHA	400	0.0129
56	0000449	VANDANA SARDA	400	0.0129
57	0000452	DHARAM VIR SINGH	400	0.0129
58	0000453	SHARAD AGARWAL	400	0.0129
59	0000467	KANWAR SHARMA A K GAUR	400	0.0129
60	0000515	SATYA NARAYAN KABRA	400	0.0129
61	0000516	RAM NARAYAN SHARMA	400	0.0129
62	0000561	ASHOK KUMAR GUPTA	400	0.0129
63	0000562	BRIJ MOHAN BAHETI	400	0.0129
64	0000563	RIPU DHAMAN SINGH	400	0.0129
65	0000645	RAM GOPAL SHARMA	400	0.0129
66	0000817	SADHANA GOLECHA	400	0.0129
67	0000820	RAJENDRA KUMAR KHICHA	400	0.0129
68	0001081	PANKAJ JAIN	400	0.0129
69	0001085	RAJESH KUMAR SINGHAL	400	0.0129
70	0001415	SARLA CHANDNANI	400	0.0129
71	0001416	GULABRAI CHANDNANI	400	0.0129
72	0001417	NISHI CHANDNANI	400	0.0129
73	0001418	PRAKASH CHANDNANI	400	0.0129
74	0001419	KHATTAN KUMAR CHANDNANI	400	0.0129
75	0001420	POORIBAI CHANDNANI	400	0.0129
76	0001422	KAMLESH KUMAR CHANDNANI	400	0.0129





## Crown Tours Limited

## LIST OF TOP 100 SHAREHOLDERS

SRL	FolioNo	SHAREHOLDER' S NAME	SHARES	%
77	0001423	VINEETA CHANDNANI	400	0.0129
78	0001424	KUSUM CHANDNANI	400	0.0129
79	0001509	KAMLA DAYAL	400	0.0129
80	0001527	P KUMARI	400	0.0129
81	0001528	NEETA CHADDHA	400	0.0129
82	0001529	MEENAKSHI TALWAR	400	0.0129
83	0001530	M L CHADDHA	400	0.0129
84	0001550	MADAN LAL	400	0.0129
85	0001552	PREM CHADDHA	400	0.0129
86	0001554	C L CHADDHA	400	0.0129
87	0000437	RAJESH SHUKLA	400	0.0129
88	0002560	RADHA GUPTA	400	0.0129
89	0002564	KISHOR AMARCHAND VADALIA	400	0.0129
90	IN30045010212568	UDAI KUMAR AGRAWAL	400	0.0129
91	IN30021411781313	SUSHIL PUKHRAJ PARMAR	400	0.0129
92	IN30021411986442	PUSHPADEVI PUKHRAJ PARMAR	400	0.0129
93	IN30021412015016	SANJAY PUKHRAJ PARMAR	400	0.0129
94	IN30021412016808	PUKHRAJ MANCHHALAL PARMAR	400	0.0129
95	IN30021414050727	SHREEPAL PUKHRAJ PARMAR	400	0.0129
96	IN30302859662398	SANKETA WADHWA INDER MOHAN WADHWA	400	0.0129
97	1201210100533882	MILAN MANAVAT	400	0.0129
98	IN30302853882493	SMITA SRIVASTAVA	300	0.0097
99	IN30020610768294	RUPINDER PAL JUNEJA	300	0.0097
100	IN30048410799118	SATISH SHARMA RACHNA SHARMA	300	0.0097
TOTAL :			3065862	98.8984



<b>I(a) Statement Shareholding Pattern</b>			
<b>Name of the Company :</b> Crown Tours Limited			
<b>Script Code:</b>		<b>Class of Security:</b> EQUITY	
<b>AS ON NSDL DATA:</b> 30/09/2014		<b>CDSL DATA:</b> 30/09/2014	
<b>Partly Paid-up shares</b>	<b>No. of Partly Paid-up shares</b>	<b>As a % of total no. of Partly paid-up shares</b>	<b>As a % of total no. of shares of the Company</b>
Held by promoter/ Promoter group			
Held by public			
<b>Total</b>			
<b>Outstanding convertible securities</b>	<b>No. of Outstanding securities</b>	<b>As a % of total No. of Outstanding convertible securities</b>	<b>As a % of total No. of shares of the company, assuming full conversion of the convertible securities</b>
Held by promoter/ Promoter group			
Held by public			
<b>Total</b>			
<b>Warrants</b>	<b>No. of Warrants</b>	<b>As a % of total no. of warrants</b>	<b>As a % of total No. of shares of the company, assuming full conversion of the convertible warrants</b>
Held by promoter/ Promoter group	0.0000	0.0000	0.0000
Held by public	0.0000	0.0000	0.0000
<b>Total</b>	0.0000	0.0000	0.0000
<b>Total paid-up capital of the company, assuming full conversion of warrants and convertible securities</b>	3,100,000		

